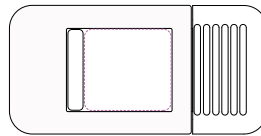
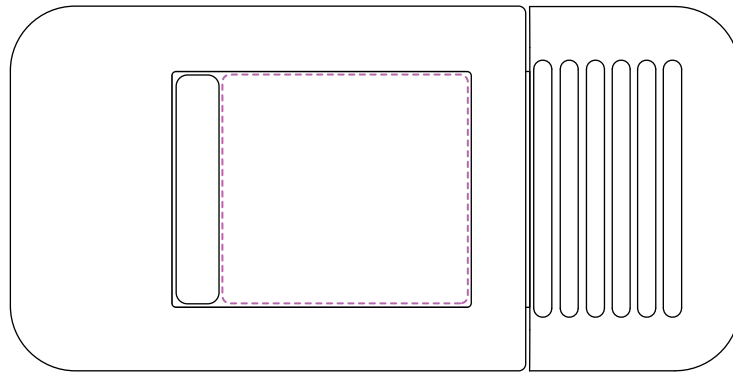



Webcam Cover Artwork Template




Actual Size

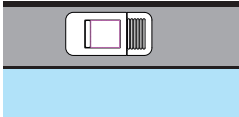
Backing Card
Side One

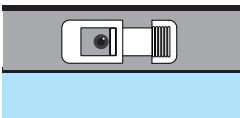


Backing Card
Side Two

Instructions

- 

1. Peel off and remove the glue dot from the back of the cover, remove the top layer off the adhesive tape, from the fixed part.
- 

2 - Position webcam-cover over camera.
- 

3 - Press firmly to install and stay protected.

Available colours



closest approximated colour match

Description: Webcam Cover
Item Size: 34mm x 17mm
Artwork Size: 11mm x 10mm

Please note: Pink Cross will be printed on the card. ✕
The Pink Cross is used to determine where the cover is placed on the card. Cover can be on side 1 or 2.